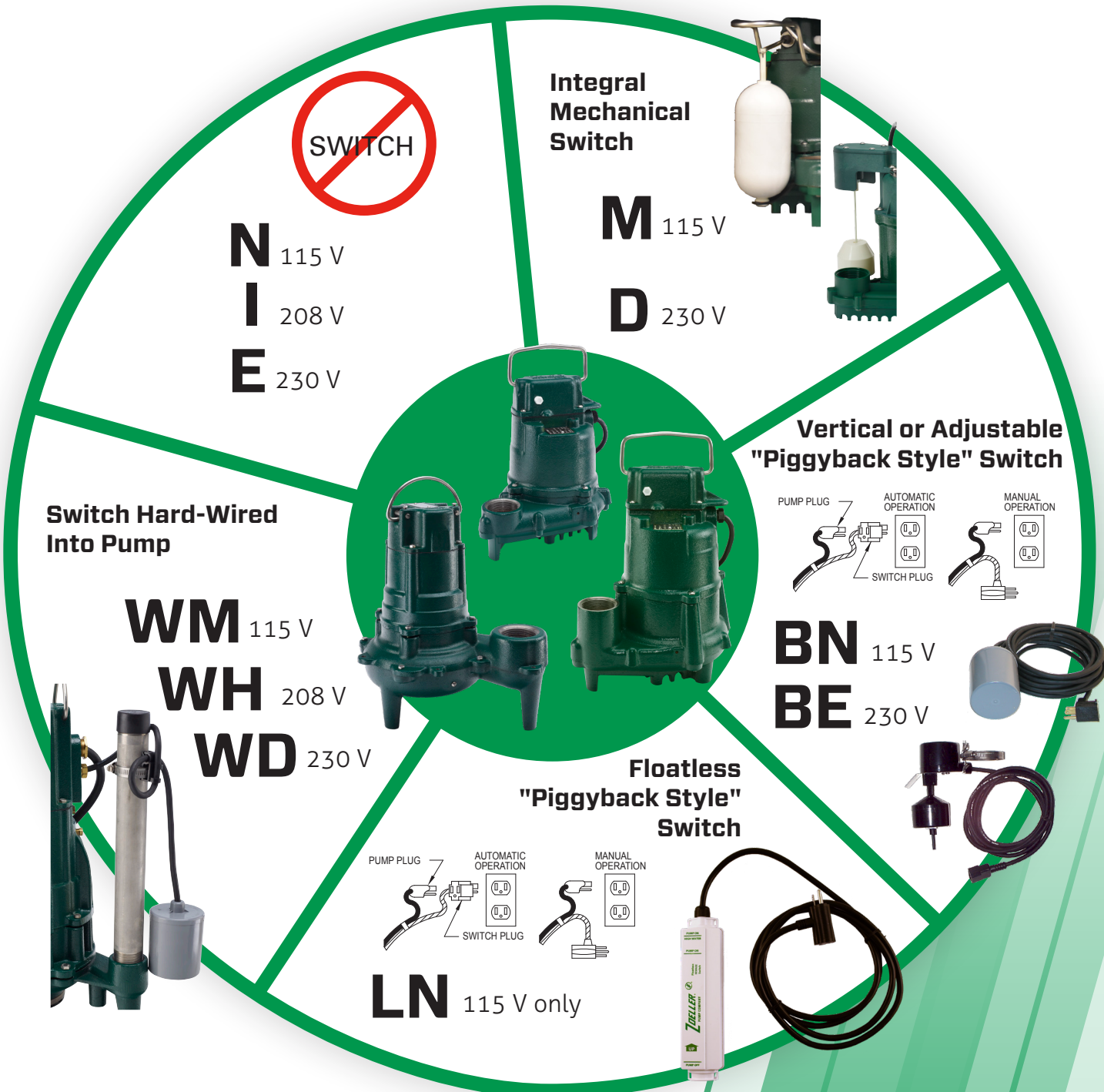


# Which Switch?

Single Phase Switch Options Explained  
Confused by *M, BN, LN*? Here is a simple explanation to help.





Trusted. Tested. Tough.™

zoellerpumps.com 800-928-7867  
3649 Cane Run Road, Louisville, KY 40211 USA

# Pump Series Letters Explained

## (Single Phase, 115 V, 208 V, and 230 V)

Description	Series	Voltage	Examples	
Automatic Integrated Vertical Float Switch	M	115	53-0001 73-0001 98-0001 267-0001	
	D	230	53-0003 98-0003 267-0003	
Automatic Integrated Tethered Float Switch	WM	115	49-0001	
	WH	208	818-0008	
	WD	230	820-0011	
Non Automatic	N	115	53-0002 98-0002 267-0002	
	I	208	820-0006	
	E	230	53-0004 98-0004 267-0004	
Automatic Piggyback Vertical or Tethered Float Switch	BN	115	53-0029 53-0083	
	BE	230	803-0005	
Automatic Piggyback Floatless Switch	LN	115	53-0084 98-0069 267-0121	

Note: This list is not exhaustive. Pump models and pictures shown above are simply examples of each series.